

FIG 1
MMSDX MATED WITH IPL1-D-TH

TABLE 1	
IPL1-D LEAD STYLE	WIPE
-01	.037 [0.94]

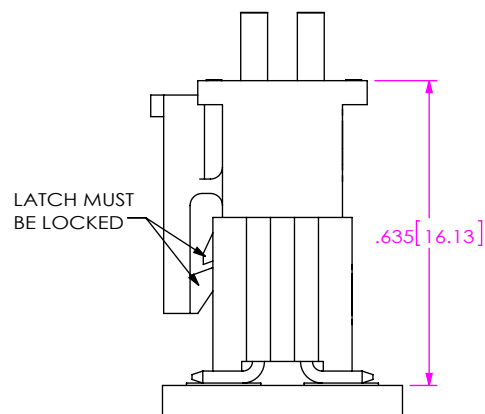


FIG 2
MMSDX MATED WITH IPL1-D-SM

TABLE 2	
IPL1-D LEAD STYLE	WIPE
-02	.037 [0.94]

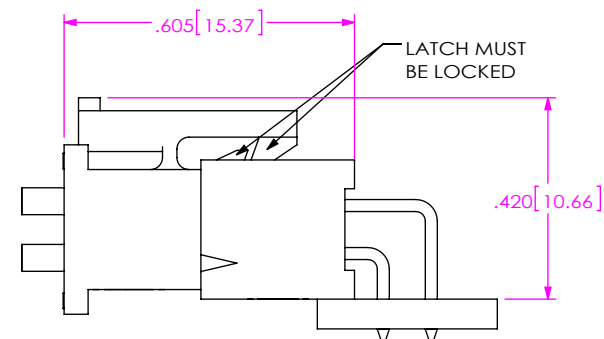


FIG 3
MMSDX MATED WITH IPL1-D-RA

TABLE 3	
IPL1-D LEAD STYLE	WIPE
-01-RA	.037 [0.94]

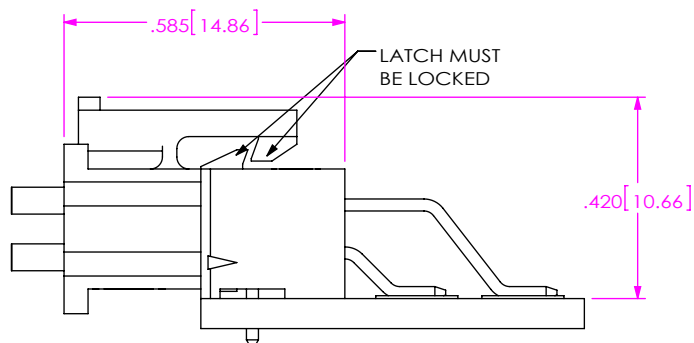


FIG 4
MMSDX MATED WITH IPL1-DH

TABLE 4	
IPL1-DH LEAD STYLE	WIPE
-02	.042 [1.07]

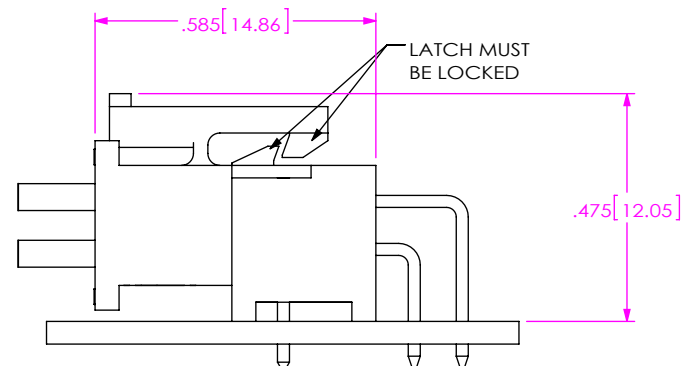


FIG 5
MMSDX MATED WITH IPL1-D-RE1

TABLE 5	
IPL1-D LEAD STYLE	WIPE
-01-RE1	.037 [0.94]

NOTES:

1. ALL DIMENSIONS BASED ON NOMINAL VALUES FOR SAMTEC RECOMMENDED PCB LAYOUTS.