

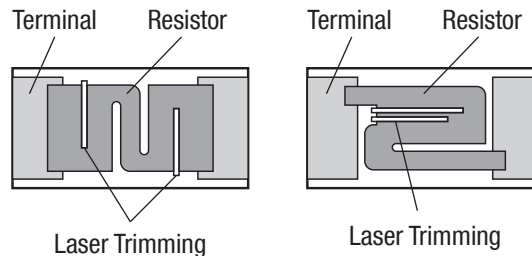
HIGH POWER SMD RESISTORS

DOWNSIZING AND COMPONENT-SAVING

ADDED VALUE

- > Downsizing & High Power Load
- > Components-Saving
- > Cost Saving
- > High Pulse Characteristics
- > High Voltage Characteristics
- > Excellent Heat Dissipation

ANTI-SURGE TYPE STRUCTURE



1	2	3
E	R	J

Product Code
Thick Film Chip Resistors

4	5	6
P	0	6

Size, Power, Rating		
Type	Inch	Power R.
PA2	0402	0.20W
P03	0603	0.20W
PA3	0603	0.25W
P06	0805	0.50W
P08	1206	0.66W
P14	1210	0.50W

7
D

Resistance Tolerance	
Code	Tolerance
D	±0.5%
F	±1.0%
J	±5.0%

8	9	10	11
1	0	0	2

Resistance Value
The first two or three digits are significant figures of resistance and the third or fourth one denotes number of zeros following. Three digit type (±5%) Four digit type (±1.0%, ±0.5%) Example: 222 -> 2.2kΩ, 1002 -> 10kΩ

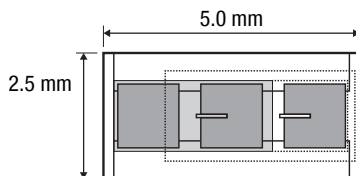
12
V

Digit
Part Number

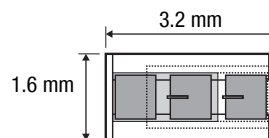
Packaging Methods		
Code	Packaging	Type
X	Punched Carrier Taping 2 mm pitch, 10,000 pcs.	ERJPA2
V	Punched Carrier Taping 4mm pitch, 5,000 pcs.	ERJP03 ERJPA3 ERJP06 ERJP08
U	Embossed Carrier Taping 4mm pitch, 5,000 pcs.	ERJP14

WIDE TERMINAL STRUCTURE TYPE

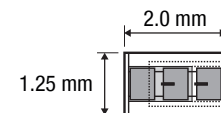
> ERJB1,D1
(Size 1020)



> ERJB2,D2
(Size 0612)



> ERJB3
(Size 0508)



1	2	3
E	R	J

Product Code
Thick Film Chip Resistors

4	5
A	1

Size, Power, Rating		
Type	Inch	Power R.
A1	2512	1.33W
B1	2010	1W (2W; R≤100)
B2	1206	0.75W (1W; R≤100)
B3	0805	0.33W (0.5W; R≤100)
D1	1020	2W
D2	0612	1W

6
A

Resistance Value Region		
A	100	≤ R
B	0.220	≤ R < 100
C	0.010	≤ R < 0.220
D	0.0050	≤ R < 0.010

7
J

Resistance Tolerance	
Code	Tolerance
F	±1.0%
G	±2.0%
J	±5.0%

8	9	10
1	0	2

Resistance Value
Shown by three digits or letters. Only when it is possible, shown by four digits or letters. Ex.: 102: 1.0kΩ R01: 0.01 Ω = 10mΩ 4R7: 4.7Ω R015: 0.015Ω = 15mΩ

11
U

Digit
Part Number

Packaging Methods		
Code	Packaging	Type
V	Punched Carrier Taping 4mm pitch, 5,000 pcs.	ERJB2 ERJB3
U	Embossed Carrier Taping 4mm pitch, 5,000 pcs.	ERJB1
U	Embossed Carrier Taping 4mm pitch, 4,000 pcs.	ERJA1



















FOR AUTOMOTIVE & HIGH RELIABILITY APPLICATIONS

- > Corresponding to AEC-Q200
- > High Power in small package
- > High Performance
- > Cost Saving
- > High Reliability
- > Wide Resistance Value
- > Excellent TCR
- > Down Sizing
- > Stability over life time
- > MELF Replacement

Panasonic Industry Europe GmbH
industry.panasonic.eu
Info.pieu@eu.panasonic.com

HIGH POWER SMD RESISTORS

DOWNSIZING AND COMPONENT-SAVING MATRIX

		Smaller case size						
Power	Size	0402 (1005mm)	0603 (1608mm)	0805 / 0508		1206/0612 (3216/1632mm)	1210 (3225mm)	2010/1020 (5025/2550mm)
2W								ERJB1, ERJD1 
1W						ERJB2, ERJD2 		
0.66W (2/3W)						ERJP08 		
0.5W (1/2W)				ERJB3 	ERJP06 		ERJP14 	ERJ12 (0.75W) 
0.33W (1/3W)							ERJ14 	
0.25W (1/4W)			ERJPA3 			ERJ8ENF 		
0.2W (1/5W)	ERJPA2 					DOWNSIZING SOLUTION > Reducing PCB Area > Reducing Large Size Resistor (1206) by high power series 2W 020 Wide-terminal (B1, D1) 1W 0612 Wide-terminal (B2, D2) 0.66W 1206 High Power (P08 up-grade enable) 0.5W 0508 Wide-terminal (B3) 0805 High Power (P06 up-grade enable) 0.25W 0603 High Power (PA3) 0.20W 0402 High Power (PA2)		
0.125W (1/8W)				ERJ6ENF 				
0.1W (1/10W)			ERJ3EKF 					
0.063W (1/16W)	ERJ2RKF 							
HIGH POWER TYPE		NEW HIGH POWER TYPE		WIDE TERMINAL TYPE		STANDARD TYPE		
								
(ERJP03, P06, P08, P14)		(ERJPA2, PA3)		(ERJD1, ERJD2, ERJB3, B2, B1, A1)		(ERJ2, 3, 6, 8, 14, 12, 1T)		